



**28 Cheltenham Drive, Chippenham, SN14 0SE**

**Offers Over £300,000**

Having been well cared for and substantially improved by the current owners, this end of terrace home located on the Cepen Park South Development would make a perfect home for a variety of buyers. Internally comprising; entrance hall, lounge, kitchen, conservatory, three bedrooms and shower room. To the rear is an established and generous rear garden with shed and greenhouse and to the side tandem parking with electric car charger. A fantastic example.

## Entrance Hall

Front door leads into entrance hallway, staircase to first floor, radiator, tiled floor and door to the lounge.

## Lounge



Double glazed window to front, gas fire (disconnected) and surround, radiator, cupboard under stairs and door to the kitchen.



## Kitchen



Double glazed window to rear, work tops with a range of cupboards and drawers under, also a range of cupboards over, inset stainless steel sink unit, inset five ring gas hob, extractor, double electric ovens, plumbing and space for washing machine, space for fridge/freezer, wall mounted gas boiler, tiled floor and door to the conservatory.



## Conservatory



Double glazed conservatory with radiator and door to the garden.

## Bedroom One



Double glazed window to front, built in wardrobe, radiator.

## Landing



Double glazed window to side, radiator, built in cupboard, doors to the bedrooms and bathroom.



## Bedroom Two



Double glazed window to rear and radiator.

### Bedroom Three



Double glazed window to rear and radiator.

### Shower Room



Toilet, wash hand basin, towel radiator and walk in shower cubicle with rainfall showerhead.

### Driveway

Parking for two cars one behind the other. There is a "Zappi" electric car charger included within the sale.

### Gardens



To the rear is an enclosed garden laid to areas of lawn, patio, mature plant and shrub borders with garden shed and greenhouse.





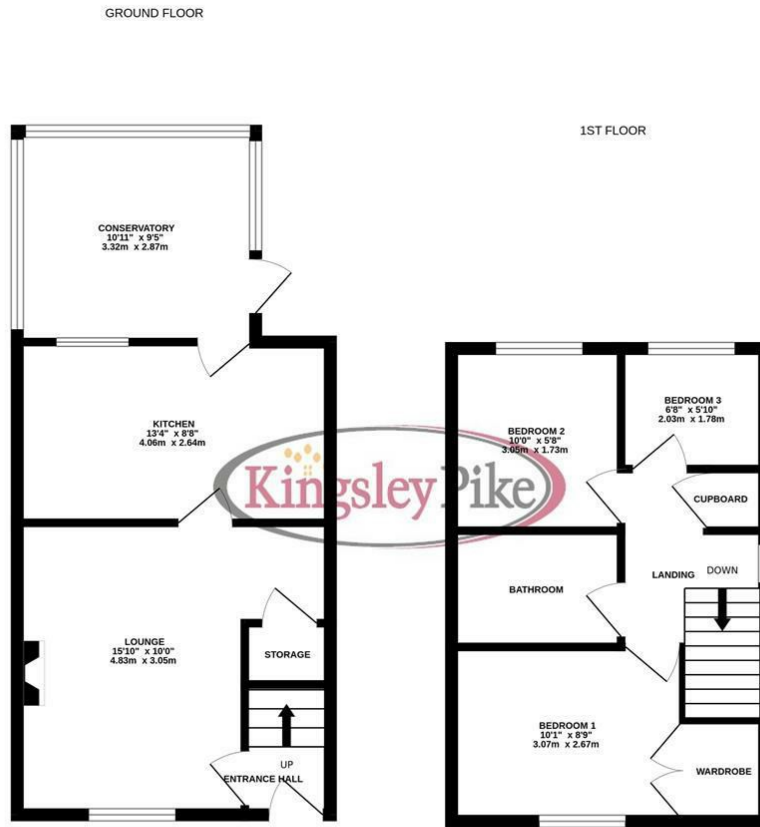
**Tenure**

We are informed by the .gov website that the property is Freehold.

**Council Tax**

We are informed by the .gov website that the property is band C.

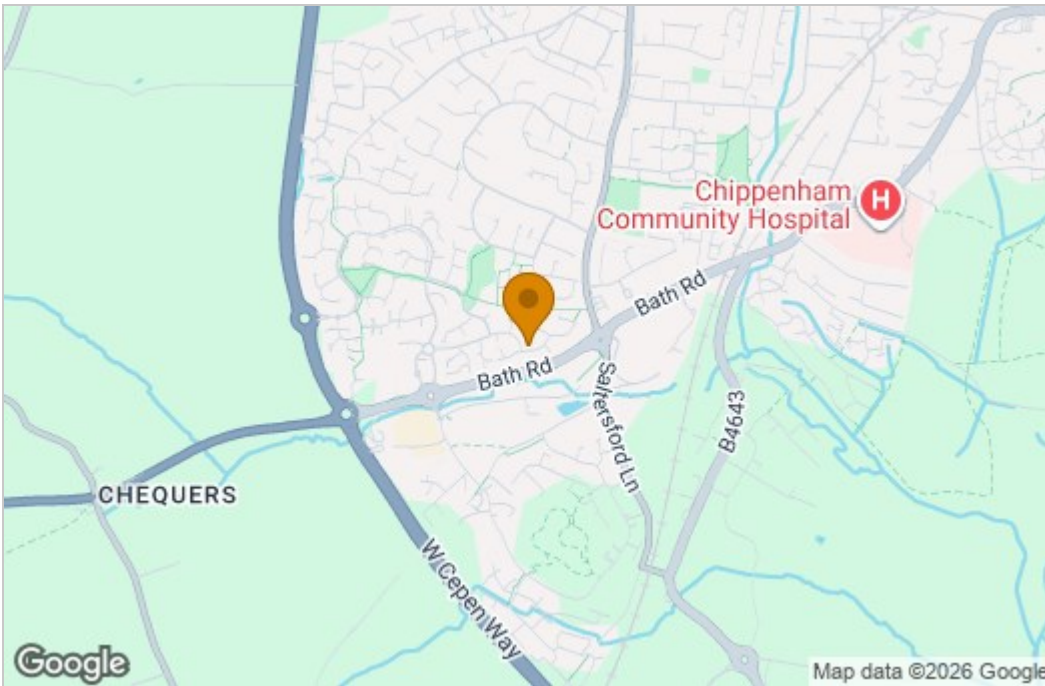
# Floor Plan



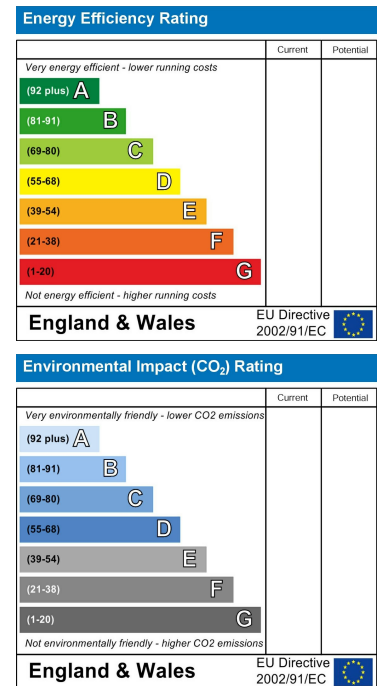
3 BEDROOM END OF TERRACE HOUSE

Whilst every attempt has been made to ensure the accuracy of the floorplan contained here, measurements of doors, windows, rooms and any other items are approximate and no responsibility is taken for any error, omission or mis-statement. This plan is for illustrative purposes only and should be used as such by any prospective purchaser. The services, systems and appliances shown have not been tested and no guarantee as to their operability or efficiency can be given. Made with Metropix ©2026

# Area Map



# Energy Efficiency Graph



These particulars, whilst believed to be accurate are set out as a general outline only for guidance and do not constitute any part of an offer or contract. Intending purchasers should not rely on them as statements of representation of fact, but must satisfy themselves by inspection or otherwise as to their accuracy. No person in this firm's employment has the authority to make or give any representation or warranty in respect of the property.